

## Care Corner Uplift For Life Ruckathon 2026 Registration Step-by-Step Guide (Team Leader & New Members)

For Team Leaders:

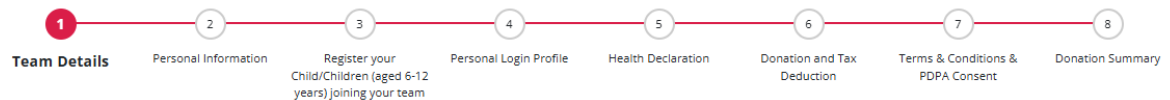
1. Register as a Team Leader of a New Team
2. Invite your family, friends or colleagues to join an Existing Team

For New Members:

3. Join as a New Member of an Existing Team

### 1. Register as a Team Leader of a New Team

1. Register via this link: <https://upliftforlife.carecorner.org.sg/signup-team>
2. This is an overview of what details you will be filling in.



3. Only **Section 1 (Team Details)** is regarding your team details – the subsequent sections are to be filled with your personal details. Add your team name and team photo. These would appear on your team profile page to let your supporters know who your team is!

**Team Details**

**Team Name \***  
  
Have fun - pick a name that represents your team's spirit

**Team Photo**  

Choose File No file chosen

  
Upload the photo in JPG or JPEG format with a maximum size of 8MB size. The recommended ratio is 1:1 with minimum image width and height of 250px by 250px.  
Note that uploaded image will be automatically square cropped.

4. Fill in **Section 2 (Personal Information)** with your own personal details.
5. If you are registering a child/children (aged 6-12 years) who will be joining your team AND under your own personal profile, you may fill in **Section 3 (Register your Child/Children (aged 6-12 years) joining your team)**.

6. In **Section 4 (Personal Login Profile)**, the three highlighted fields will be displayed on your individual profile page:
- Profile Display Name
  - Profile Photo
  - Fundraising Goal

**Personal Login Profile**

**Email Address \***

Each email can only be used once.

**Confirm Email Address \***

**Password \***

**Confirm Password \***

**Profile Display Name \***

This is the name that will appear on your profile and be visible to others.

**Profile Photo**

Choose File

No file chosen

Upload the photo in JPG or JPEG format with a maximum size of 8MB size. The recommended ratio is 1:1 with minimum image width and height of 250px by 250px.  
Note that uploaded image will be automatically square cropped.

**Fundraising Goal \***

- Select One -

Set your personal fundraising goal and rally friends and family to support you for a meaningful cause!  
This amount will be added to your Team's overall fundraising goal.

**I got to know about this event through...**

- Select One -

7. Please read through and fill in **Section 5 (Health Declaration)**.

8. Under **Section 6 (Donation and Tax Deduction)**, you will be able to input any Promo / Corporate Code.

**Donation**

**Donate to \***  
☒ Care Corner Singapore Ltd  
*(In support of Children, Youths, Families, and Mental Health & Counselling)*  
☐ Care Corner Seniors Services Ltd  
*(In support of Seniors)*

**I would like to contribute more (on top of my entry donation)**  
\$  ☒   
Additional donations of \$68 and above will enable you to choose an available bib number.

**Donation Method \***

**Do you wish to receive tax deduction? \***  
☒ Yes  
☐ No

**Bib Number**  
  
Number starts from 1 to 9999.

**Enter Promo/Corporate Code (If any)**  
  
Tip: Promo/Corporate Codes are issued by Event Organiser.

**Full NRIC/FIN Number \***  
  
A valid NRIC/FIN is required to claim tax deduction on your donation.

9. Please read through the [Rules and Regulations](#) (including the [FAQs](#)) and check the boxes to indicate your consent.

**Terms and Conditions & PDPA Consent**


**Terms and Conditions \***  
☒ I have read and agree with the stipulated **Rules and Regulations** (including the **FAQs**).

**PDPA Consent \***  
☒ I consent to and allow Care Corner Singapore to collect, use, disclose and/or process my personal data in order to process, administer, facilitate, maintain and/or manage my relationship with Care Corner Singapore as a donor and event participant ("Purpose"), including communications on Care Corner Singapore' activities, programmes and services; donation requests; carrying out research, analysis and development activities for Care Corner Singapore' purposes; and making disclosures required by law or a competent authority. Care Corner Singapore may, for the above Purpose, disclose my personal data to its third party service providers and/or agents, which may be sited outside of Singapore (subject always to requirements under applicable law having been met).


10. In **Section 8 (Donation Summary)**, Please check your 'Donation Summary' and click on 'Register' to register.

Confirmation	Donation Summary								
<a href="#">BACK</a> <a href="#">REGISTER</a>	<table> <tr> <td>Entry Donation Amount</td> <td>\$40.00</td> </tr> <tr> <td>Entry Donation Amount for Additional Children</td> <td>\$40.00</td> </tr> <tr> <td>Top-up Donation Amount</td> <td>\$8888.00</td> </tr> <tr> <td><b>Total Amount</b></td> <td><b>\$8968.00</b></td> </tr> </table>	Entry Donation Amount	\$40.00	Entry Donation Amount for Additional Children	\$40.00	Top-up Donation Amount	\$8888.00	<b>Total Amount</b>	<b>\$8968.00</b>
Entry Donation Amount	\$40.00								
Entry Donation Amount for Additional Children	\$40.00								
Top-up Donation Amount	\$8888.00								
<b>Total Amount</b>	<b>\$8968.00</b>								

11. You will be directed to our 2C2P Payment Gateway to complete your donation. You should receive the acknowledgement of your submission.



**Demo Merchant SG**  
SGD  
23 Oct 2025 17:44



**Transaction is successful.**

Save invoice number **P** for future reference.

[BACK TO MERCHANT](#)

**Registration Successful**

**Thank you for your registration!**  
**A confirmation email will be sent to you.**

Registration No.: **P**  
Amount: **\$**

*Please quote your transaction details for any queries relating to this payment.*

[LOG IN NOW](#) [DONATE TO YOUR CAMPAIGN](#)


*If you do not receive the confirmation message within a few minutes of your donation, please check your Junk Mail folder just in case the confirmation email got delivered there instead of your inbox. If so, select the confirmation message and click Not Spam, which will allow future messages to get through.*

12. Scroll down and you can find ways to invite your family, friends and colleagues to join your team! You can either

- (1) Screenshot and send the QR code
- (2) Share the Team Code
- (3) Copy and share the link
- (4) Enter their email addresses and send them an invite

More information in the next section below.

**Invite your Family and Friends to join your team**




Share the QR code to your family and friends. Alternatively, you can share the following Team Code:

Get your family and friends to join your team by sharing this URL with them!

**COPY LINK**

Share this invitation URL:



**Invite your Family and Friends to join your team**

**Family and Friends' email(s) \***

Please separate email addresses with a comma and do not use spaces.

**SEND INVITATION**

13. Please also look out for an email from 'Care Corner Uplift For Life 2026' acknowledging your successful registration, in which it would also include your team code.

## Rally Your Friends to Join Your Team!

As a team leader, you can invite family, friends and colleagues to join your team by sharing the team's URL with them:

Your Team Name:

Your Team Code

Key steps to note for new members joining your team:

1. Under 'Sign Up' page, select 'New Member of an Existing Team/Family'
2. Ensure the correct team code has been applied in the registration page

## 2. Invite your family, friends or colleagues to join an Existing Team

After your registration is successful, invite your family and friends to join your team by sharing the:

- (1) QR Code
- (2) 'Join Team' URL that ends with your team code
- (3) Team code, which they would have to input when registering

### Where to find them

1. You would have received a registration confirmation email with the 'Join Team' URL and Team Code.

### Rally Your Friends to Join Your Team!

As a team leader, you can invite family, friends and colleagues to join your team by sharing the team's URL with them:

Your Team Name:

Your Team Code:








Key steps to note for new members joining your team:

1. Under 'Sign Up' page, select 'New Member of an Existing Team/Family'
  2. Ensure the correct team code has been applied in the registration page
2. Alternatively, you can login to your profile via:  
<https://upliftforlife.carecorner.org.sg/login>
3. Click on 'My Team Profile' located in the tabs at the top.



4. Scroll down and click on 'Copy Link' or any of the social media icons to share the invitation URL.

Share this team profile



DONATE TO TEAM CAMPAIGN

TEAM PROFILE UPDATE FORM

Team Photo

Choose File


No file chosen

Upload the photo in JPG or JPEG format with a maximum size of 8MB size. The recommended ratio is 1:1 with minimum image width and height of 250px by 250px.  
Note that uploaded image will be automatically square cropped.

Team Tagline

UPDATE TEAM PROFILE

INVITE YOUR FAMILY AND FRIENDS TO JOIN YOUR TEAM










Share the QR code to your Family and Friends. Alternatively, you can share the following Team Code: S\_ \_ \_ \_ \_

Get your family and friends to join your team by sharing this URL with them!

COPY LINK

Share this invitation URL:

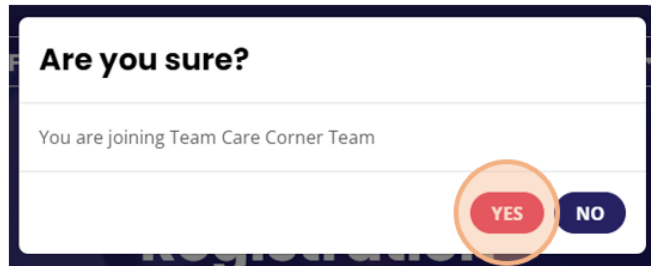


7 of 10

### 3. Join as a New Member of an Existing Team

#### (A) Received a QR Code or URL

1. If you've received a QR code or URL, click on it and select "YES" on the pop-up message.



2. Your team code and name would then be pre-filled for you. Please check that you are joining the correct team.

#### Team Details

**Team Code of the Team you are joining \***  
  
Tip: Get the team code from your Team Leader.

**Team Name which you are joining \***

**NEXT**

3. Fill in your personal details and display details in the following fields. Refer to steps 4-11 in "Register as a Team Leader of a New Team" above.

Under **Section 6 (Donation and Tax Deduction)**, you will be able to input any



## Promo / Corporate Code.

### Donation

**Donate to \***

☒ Care Corner Singapore Ltd  
*(In support of Children, Youths, Families, and Mental Health & Counselling)*

☐ Care Corner Seniors Services Ltd  
*(In support of Seniors)*

**I would like to contribute more (on top of my entry donation)**

\$  ☒ .00

Additional donations of \$68 and above will enable you to choose an available bib number.

**Donation Method \***

- Select One -

**Do you wish to receive tax deduction? \***

☒ Yes  
☐ No

**Bib Number**

Number starts from 1 to 9999.

**Enter Promo/Corporate Code (If any)**

Tip: Promo/Corporate Codes are issued by Event Organiser.

**Full NRIC/FIN Number \***

A valid NRIC/FIN is required to claim tax deduction on your donation.

- Once all fields are filled, click “Register” at the end of the form.

## (B) Received a Team Code

- If you’ve received a team code, visit <https://upliftforlife.carecorner.org.sg/signup-member>.
- Enter your Team Code, and your Team Name will be filled in for you. Please check that you are joining the correct team.

**Team Code of the Team you are joining \***

☒

Tip: Get the team code from your Team Leader.

**Team Name which you are joining \***

Care Corner Team

- Fill in your personal details and display details in the following sections. Refer to steps 4-11 in “Register as a Team Leader of a New Team” above.

Under **Section 6 (Donation and Tax Deduction)**, you will be able to input any

Promo / Corporate Code.

### Donation

**Donate to \***

- ☒ Care Corner Singapore Ltd  
*(In support of Children, Youths, Families, and Mental Health & Counselling)*
- ☐ Care Corner Seniors Services Ltd  
*(In support of Seniors)*

**I would like to contribute more (on top of my entry donation)**

\$ 8888 ☒ .00

Additional donations of \$68 and above will enable you to choose an available bib number.

**Bib Number**

Number starts from 1 to 9999.

**Donation Method \***

- Select One -

**Do you wish to receive tax deduction? \***

- ☒ Yes
- ☐ No

**Enter Promo/Corporate Code (if any)**

Tip: Promo/Corporate Codes are issued by Event Organiser.

**Full NRIC/FIN Number \***

A valid NRIC/FIN is required to claim tax deduction on your donation.

4. Once all fields are filled, click “Register” at the end of the form.